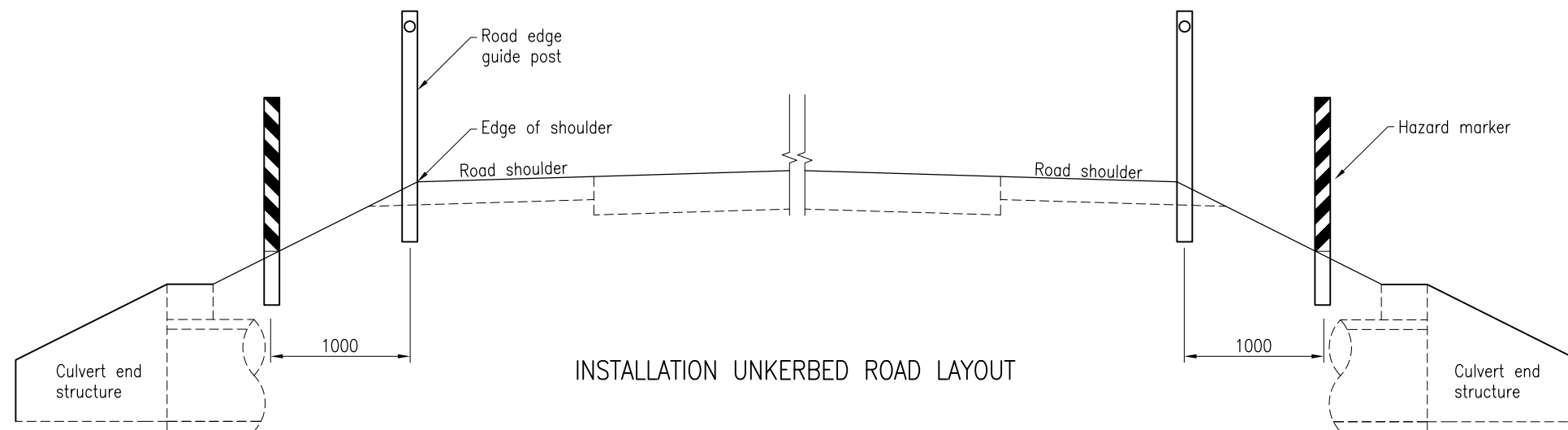


Determining the location of hazard marker alongside guide posts.

Step 1 – Road edge guide posts are positioned at key points ie: end of curves regardless of culvert locations. Spacing between these points is divided to provide a uniform spacing of guide posts as specified in MUTCD Part 2.

Step 2 – Additional road edge guide posts are added at culvert sites as per current TMR design requirements.

Step 3 – Hazard Marker shall then be placed 1.0m outside of the guide posts at the culvert sites.



NOTES

1. Retroreflective class of material: Class 1a.
2. Hazard marker to be CHS steel or any departmental compliant product installed in accordance with the manufacturer's specification.
3. Hazard marker, in addition to the requirements as shown in this drawing, are to comply with the requirements specified in MRTS14 wherever possible.
4. CHS posts and sleeves to be hot dipped galvanized, subsequent to fabrication, to AS/NZS 4680.
5. Hazard marker shall be used to highlight the location of culvert headwalls unless specified otherwise.
6. Hazard markers are to be placed 1.0m outside the line of the guide posts. Please note as per AS 1742.2, guide posts are still required to be placed at culvert sites which warrant them.
7. Dimensions are millimetres unless otherwise noted.

REFERENCED DOCUMENTS:

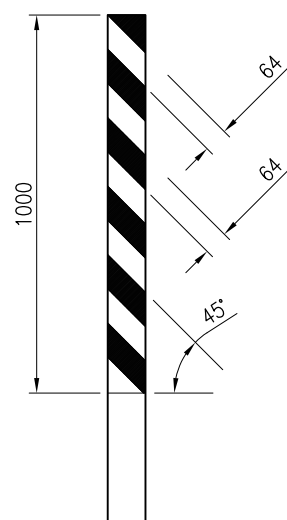
Departmental Specifications
MRTS14 Road Furniture

Departmental Standard Drawings:

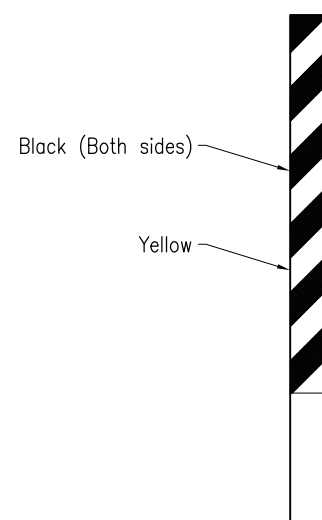
- 1356 Road Edge Guide Posts – Timber and Tubular Steel Post and Installation Details
- 1358 Maintenance Marker Posts – Post and Installation Details

Australian Standards Documents:

- AS1742.2 Manual of Uniform Traffic Control Devices Part 2: Traffic Control Devices for General Use
- AS4680 Hot-Dip Galvanized (Zinc) Coatings on Fabricated Ferrous Articles

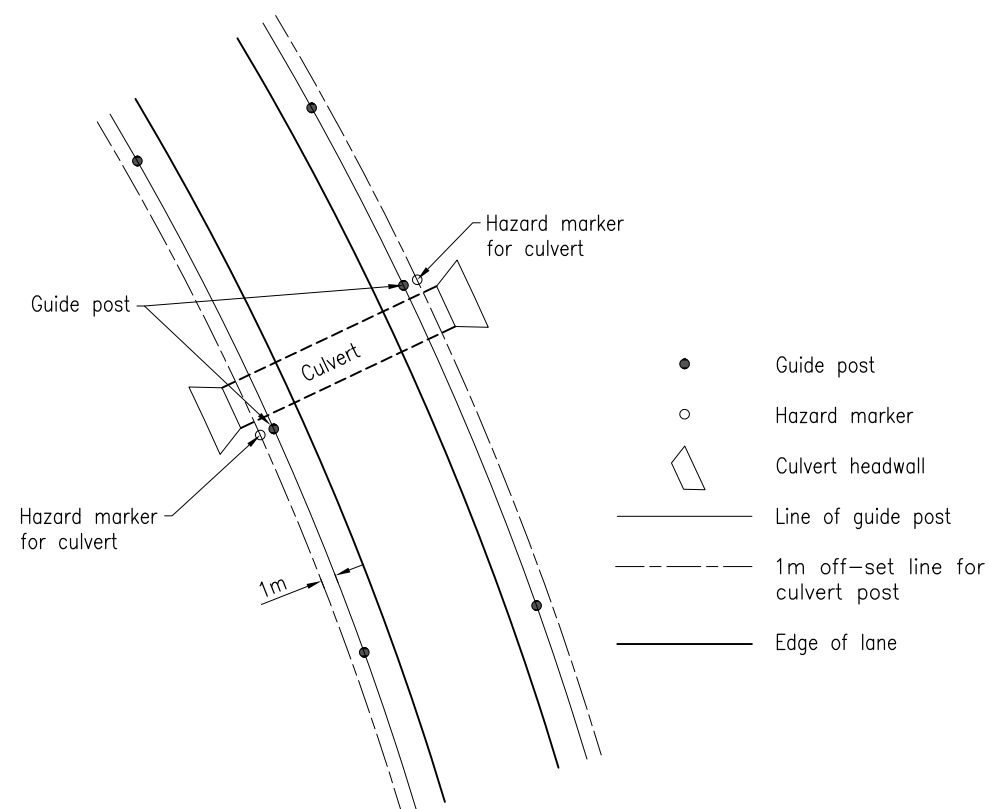


HAZARD MARKER
ON LHS (FRONT FACE)



HAZARD MARKER
ON RHS (REAR FACE)

A hazard marker is to be of the same design as maintenance marker posts.



Department of Transport and Main Roads		HAZARD MARKER		Standard Drawing No	
HAZARD MARKER		POST AND INSTALLATION DETAILS		1851	
A3		Not to Scale		Date 5/2026	
A		B		C	